


Diane Briggs

Mitten Weather



My mother always sewed a long string on my mittens, thinking, rightly in my case, that I would be less likely to “misplace” the ones she and our neighbor so painstakingly knitted for me. The tactic never worked with my own child, who lost his mittens, strings or not, as fast as we supplied them. Diane Briggs’s activities and read-alouds are sure to put both children and parents in mind of times when snowgear seems to disappear as fast as snowflakes fly.

Excerpted from
Preschool Favorites.



MITTEN WEATHER READ-ALOUNDS

- Aylesworth, Jim. *The Mitten*. Scholastic, 2009.
- Brett, Jan. *The Mitten: A Ukrainian Folktale*. Putnam, 1989 (new ed., 2009).
- Cook, Lisa Broadie. *Martin MacGregor's Snowman*. Walker, 2003.
- Denslow, Sharon Phillips. *In the Snow*. Greenwillow, 2005.
- Ehlert, Lois. *Snowballs*. Harcourt, 1995.
- Fleming, Denise. *The First Day of Winter*. Holt, 2005.
- Ford, Bernette G. *First Snow*. Holiday House, 2005.
- George, Kristine O'Connell. *One Mitten*. Clarion, 2004.
- Henkes, Kevin. *Oh!* Greenwillow, 1999.
- Lareau, Kara. *Snowbaby Could Not Sleep*. Little, Brown, 2005.
- Mahoney, Daniel. *A Really Good Snowman*. Clarion, 2005.
- Plourde, Lynne. *A Mountain of Mittens*. Charlesbridge, 2009.
- Thompson, Lauren. *Mouse's First Snow*. Simon and Schuster, 2005.

FINGERPLAYS AND POEMS

The Mitten Song (traditional)

"Thumbs in the thumb-place, (*Hold up your thumbs*)
 Fingers all together!" (*Hold up four fingers of each hand*)
 This is the song
 We sing in mitten-weather. (*Wave your hands*)
 When it is cold, (*Hold yourself and shiver*)
 It doesn't matter whether (*Shake your head*)
 Mittens are wool,
 Or made of finest leather.
 This is the song
 We sing in mitten-weather:
 "Thumbs in the thumb-place,
 Fingers all together!"

Dancing Snowflakes (To the tune of "Frère Jacques")

(*Tell the children to dance like snowflakes. Repeat the song as many times as you like.*)


Snowflakes dancing, snowflakes dancing,
 In the air, everywhere,
 Gently twirling snowflakes, lovely little snowflakes,
 Twirling here, whirling there.

MORE RESOURCES



mitten weather

The printable flannelboard patterns can be found on pages 5 & 6.



I'm a Little Snowman (folk rhyme; to the tune of "I'm a Little Teapot")

I'm a Little Snowman

Short and fat

Here is my broomstick (*Pretend to hold a broomstick*)

Here is my hat (*Pretend to put a hat on your head*)

When the sun comes out I melt away (*Raise your arms in a circle overhead*)

Down, down, down, down, I'm a puddle. (*Gradually slump to the floor*)

Chubby Little Snowman (folk rhyme)

A chubby little snowman had a carrot for a nose.

Along came a bunny, and what do you suppose?

That hungry little bunny was looking for his lunch . . .

And he ATE that snowman's carrot nose . . . nibble, nibble . . . CRUNCH.

FLANNELBOARD POEM

Directions

Place the items on the snowman as you recite the following poem. The orange carrot is, of course, the nose. You can let individuals participate by having them place the items on the board as you recite. The patterns at left, downloadable in full size, will help you get started. Children will probably want you to do this more than once.

Hey, Mr. Snowman

I went walking

Through a winter wonderland

And spied a frosty snowman

Who needed a hand.

Hey, Mr. Snowman, what do you need?

I need some eyes. Put them on me, please.

Hey, Mr. Snowman, what do you see?

I see an orange carrot. Put it on me, please.

Hey, Mr. Snowman, now what do you see?

I see a purple hat. Put it on me, please.

Hey, Mr. Snowman, now what do you see?

I see some red licorice. Put it on me, please.

Hey, Mr. Snowman, now what do you see?

I see some brown sticks. Put them on me, please.

Hey, Mr. Snowman, now what do you see?

I see a green scarf. Put it on me, please.

Hey, Mr. Snowman, now what do you see?

MORE RESOURCES

additional songs from Rob Reid's Children's Jukebox

"Snowman's Cafe." McMahon,
Elizabeth. *Tea Party Shuffle*

"Snowy day." Rosenthal, Phil.
Turkey in the Straw

"Snowman." Rosenshontz,
Family Vacation

"I can make a snowman." Peterson,
Carole. *H.U.M. — All Year Long*

I see some red mittens. Put them on me, please.
Hey, Mr. Snowman, now what do you see?
I see some black buttons. Put them on me, please.
Hey, Mr. Snowman, now what do you see?
I see some yellow boots. Put them on me, please.
Hey, Mr. Snowman, now what do you see?
I see the coolest snowman ever. . . ME!

MUSIC

Play or sing songs from the CD *Sing a Song of Seasons* by Rachel Buchman. The winter songs on this CD are "The Mitten Song," "On a Cold and Frosty Morning," "Let's Play in the Snow," and "Mystery of the White Things." You'll find more songs to try in the sidebar at left.

CRAFT: SNOW PEOPLE DOILIES

Glue white paper doilies to black construction paper to form snowman shapes and decorate with interesting craft products such as glitter, sequins, eyes, beads, or buttons.


Supplies

- ☐ White doilies
- ☐ Construction paper (for background, scarves, mittens, hats, etc.)
- ☐ Glue sticks
- ☐ Wiggle eyes
- ☐ Glitter
- ☐ Buttons
- ☐ Beads
- ☐ Sequins



Patterns for "MITTEN WEATHER"

by Diane Briggs



(continued on next page)

Patterns for "MITTEN WEATHER" (continued)

by Diane Briggs

